



BE WATER SMART!

Share these Water Safety tips with your family and friends to keep them safe when in and around water.



ROYAL LIFE SAVING
AUSTRALIA

GO TOGETHER

Never swim alone. If you get in trouble there will be someone to help.




FLOAT AND WAVE

If in trouble in the water, stay calm, float on your back and wave to attract attention.



REACH TO RESCUE

Don't jump in if someone is in trouble in the water, reach with a stick or throw a buoyant aid.



WEAR A LIFEJACKET

Wear a lifejacket when going boating – these can save lives when an accident occurs.



READ THE SIGNS

Look for and read signs that may alert you to dangers and inform you where you can swim.




SUPERVISE CHILDREN

Always actively supervise children when in and around water.
Keep within arms' reach.



FENCE THE POOL, CLOSE THE GATE

Home pools must be fenced with a self-closing and latching gate.
Always keep the gate closed.




LEARN RESUSCITATION

Be prepared for an emergency by learning resuscitation (CPR) and update your skills annually.



CALL FOR HELP

Phone Triple Zero (000) immediately and ask for an ambulance.
Stay on the phone, don't hang up.



TRIPLE 000

LEARN TO SWIM AND SURVIVE

Learn swimming and water safety for safer participation and a lifetime of fun!



Royal Life Saving Society – Australia

| | |
|--------------------|--------------------|
| ACT (02) 6260 5800 | SA (08) 8210 4500 |
| NSW (02) 9634 3700 | TAS (03) 6243 7558 |
| NT (08) 8981 5036 | VIC (03) 9676 6900 |
| QLD (07) 3823 2823 | WA (08) 9383 8200 |



ROYAL LIFE SAVING
AUSTRALIA

royallifesaving.com.au